

1) Before A Flood—Make A Plan

- Make an emergency evacuation & communication plan for family and pets, including identifying where you will meet in an emergency.
- Talk with your neighbors about emergency plans, especially for those with special needs.
- Know where you and your loved ones will stay if your home is flooded.
- Check with your insurance agency about buying a flood insurance policy. Homeowners insurance does not cover damage from flooding.
- Learn the safest route from home, work, or school to higher ground or your emergency meeting spot. Keep a gas can filled for emergencies.
- Gather important documents, including a list of valuables, and keep them off-site, or in a waterproof container in your emergency supply kit.

Assemble A Flood Emergency Kit

First Aid & Medications

- a week’s supply of prescription medications
- non-prescription medication
- first aid kit
- hand sanitizer & hand wipes

Food & Provisions

- soap & toiletries
- change of clothing

- rain gear
- sturdy shoes
- sleeping bag and bedding
- food & provisions for all family members, including pets
- extra pair of glasses and/or contact lenses

Emergency Communications

- battery-powered radio with fresh batteries
- cell phone & charger
- whistle to signal for help

- flashlight with fresh batteries

Important Contacts & Documents

- a list of family physicians and important medical information
- photocopies of important documents, including homeowners insurance
- identification cards, credit cards, cash & checks

Prepare Your Home

If you live in a high-risk flood area:

- Elevate your furnace, water heater, electrical panel and other utilities. Secure propane, kerosene & oil tanks.
- Stow or secure lawn mowers, barbeque grills & other items that may be carried away by floodwaters if your area is under flood warning.
- Store cleaning supplies and other hazardous materials up high so they will not be carried away by floodwaters.
- Install check valves to prevent water from backing up drains.
- Have emergency waterproofing supplies, such as sandbags, and know how you can install them quickly, easily and effectively.

Securing Boats and Personal Watercraft (PWC) for a Flood Event

- Remove sails, flags, and secure everything exposed to wind and use additional lines to secure the vessel.
- Boats and PWC stored in low lying areas adjacent to the water should also be secured in place, both when trailered and set on stands, as elevated water levels and wind conditions may shift and damage boats that are ashore, but in a flood zone.
- Floating docks are relatively safe from floodwaters, as long as the poles retaining the docks are of sufficient height to accommodate the added elevation of the surge.

2) During A Flood—Be Ready to Act

- Stay informed by tuning in to local radio, television and weather reports. Battery-operated radios are affordable and widely available.
- Disconnect appliances if it is safe. Don’t go into any room if water covers electrical outlets or power cords.
- If told to evacuate, do so immediately. Be sure to lock your home.

BEWARE OF FLOODWATER!

If your house is surrounded by floodwater, move to the highest possible point and call 911.

Do not drive into floodwaters. Two feet of water will carry your car away. Turn around—don’t drown!

Do not stand on bridges or near the shore during a flood.

Do not sightsee during a flood! You could put yourself and others in danger.

Floodwater may be contaminated. Do not wade or swim in it!

3) After A Flood—Returning Home

- **If advised to evacuate, wait until you are told it is safe before returning home.**
- Stay informed— tune into local news for information on road closures, boil water alerts, etc.
- Exercise caution when entering flood-damaged buildings. Buildings may not be safe.
- **If your home has been flooded:**
- Do not turn on electrical appliances until checked by a licensed electrician.
- Care should be taken to drain water gradually from the building to avoid structural damage.
- Walls and floors should be disinfected or replaced to avoid growth of mold and mildew.

Flood Recovery References

This guide was produced using the following resources. Please visit these websites for more information on flood preparedness.

NY Extension Disaster Education Network: [eden.cce.cornell.edu](http://eden.cce.cornell.edu)

National Weather Service Flood Safety: [weather.gov/safety/flood](http://weather.gov/safety/flood) Department of Homeland Security: [ready.gov](http://ready.gov)

National Flood Insurance Program: [floodsmart.gov](http://floodsmart.gov)

NYS Office of Emergency Management: [dhses.ny.gov/oem/](http://dhses.ny.gov/oem/) or [prepare.ny.gov](http://prepare.ny.gov)

First Steps to Flood Recovery: [extension.purdue.edu/floodpub/](http://extension.purdue.edu/floodpub/)


FEMA Flood Preparedness: [ready.gov/floods](http://ready.gov/floods)

Disaster Preparedness and Pets: [wmdart.org/pet-preparedness](http://wmdart.org/pet-preparedness)


American Red Cross Repairing Your Flooded Home: [redcross.org/get-help/disaster-relief-and-recovery-services/disaster-cleanup](http://redcross.org/get-help/disaster-relief-and-recovery-services/disaster-cleanup)

*This publication was prepared by Cornell Cooperative Extension of Columbia and and Greene Counties for NYS Water Resources Institute and the NYS Department of Environmental Conservation Hudson River Estuary Program, with support from the NYS Environmental Protection Fund. CCE provides equal program and employment opportunities.*







New York State  
Water Resources Institute  
Cornell University



Columbia and Greene Counties



Department of  
Environmental Conservation



Flood Preparedness Guide  
for Residents and Businesses  
on the Hudson Waterfront

Updated December 2020

Emergency Contacts

Write important numbers here:

Fire Department	911
Police Department	911
City Hall	(518) 828-1030
Insurance Agent	
Plumber	
Heating Contractor	
Electrician	
Landlord	
Personal Contact	
School	
Neighbors to Check on	

Hudson’s Waterfront

**One of the wonderful things** about living in the City of Hudson is being near the water. The Hudson River is part of what makes the City such a special place to live, work and play. But, the Hudson River puts some areas of the City at risk of flooding. Flood risk continues to increase due to climate change. Climate change is also predicted to cause increased intensity and frequency of weather events.

Flooding is not just a problem for people who live near the water. All residents should be aware of risks and know how to find information and help when flooding occurs. Whether you live in the flood zone or not, being prepared for an emergency is important. Keep this guide handy so you know where to find help if you need it.

Know Your Risk and Stay Informed!

**Know Your Zone:** If you live close to the Hudson River, you may live in the **flood zone** and you should be prepared to secure your home and/or business and evacuate quickly. Check the map in this guide to see if you are at risk. Flood maps are also available through FEMA at: <https://msc.fema.gov/portal/home>

**Emergency Notifications:** Emergency notifications are broadcasted on radio and television. Please sign up for NY Alert (see below).

**New York Alert:** Sign up for the New York State notification system to receive phone calls or emails that will alert you to serious or emergency situations. Register at [alert.ny.gov/](http://alert.ny.gov/)

**Emergency Management Office Facebook Page:** [facebook.com/columbiacountyemergencymanagementoffice/](https://facebook.com/columbiacountyemergencymanagementoffice/)

**Check with your school district** to learn where to locate school closings. Visit the Hudson Central School District website at [hudsoncsd.org/](http://hudsoncsd.org/)

**Learn more** about Hudson's efforts at flooding prevention and mitigation: [cityofhudson.org/business/sustain.php](http://cityofhudson.org/business/sustain.php)"

Finding Help

Emergency Shelter  
For real-time emergency shelter information, download the American Red Cross Mobile App <https://www.redcross.org/get-help/how-to-prepare-for-emergencies/mobile-apps.html>

**POLICE DEPARTMENT**  
701A Union Street  
Phone: (518) 828-3388

**FIRE CENTRAL STATION**  
77 N 7th St, Hudson, NY 12534

**FIRE SUBSTATION**  
513 Warren St  
Phone: (518) 828-3009

**CITY HALL**  
520 Warren Street  
Phone: (518) 828-1030

**COLUMBIA MEMORIAL HOSPITAL**  
71 Prospect Ave  
Phone: (518) 828-7601

**PET SHELTER**  
Columbia-Greene Humane Society  
111 Humane Society Rd  
Phone: (518) 828-6044

**MUNICIPAL PARKING LOTS**  
607 Union St  
6th and Columbia  
Warren and 3rd

